

Computer Rooms

Food Processing

Printing plants

Residences

Hospitals

Libraries

Offices

Etc.




Model HFL Humidifier
(Remote Duct Mounted)

Electric Steam Humidifiers



humidifier



Horizontal duct mount
Steam injection manifold
to suit duct size



Furnace or fan-coil unit

Combo

Quick Selection Guide (average construction)

Residential Humidification 1.5 watts per ft.² (.09m²)

Residential Steam Bath 1.0 kw per 30 ft.³ (.85m³)

For powered ventilation see Alladin-Air Bulletin 1001-A


Capacity Table Series HFL

Input KW	Model No.			Capacity		Amps-1 PH-60 CY.		
	115 Volt	208 Volt	230 Volt	lbs/hr	kgs/hr	115V	208V	230V
1.5	HFL-IX5M1			4.5	2.1	13.0		
2.0	HFL-2M1	HFL-2M8	HFL-2M2	6.0	2.7	17.4	9.6	8.7
3.0		HFL-3M8	HFL-3M2	9.0	4.1		14.4	13.0
4.0		HFL-4M8	HFL-4M2	12.0	5.5		19.2	17.4
5.0		HFL-5M8	HFL-5M2	15.0	6.8		24.0	21.7

Double Circuited Series

6.0		HFL-2E-3M8	HFL-2E-3M2	18.0	8.2		28.8	26.0
7.0		HFL-2E-3/4M8	HFL-2E-3/4M2	21.0	9.6		33.6	30.4
8.0		HFL-2E-4M8	HFL-2E-4M2	24.0	11.0		38.4	34.8
9.0		HFL-2E-4/5M8	HFL-2E-4/5M2	27.0	12.3		43.2	39.1
10.0		HFL-2E-5M8	HFL-2E-5M2	30.0	13.6		48.0	43.4

steam bath



Steam generator with diverting valve



Typical steam bath-shower

Specifications

Because Alladin-Air Steam Generators have a positive and sustained capacity, various arrangements and control options are available.

Humidification Only

- Steam is piped directly from steam generator to injection manifold grading horizontal lines toward the manifold.
- Humidistat activates generator on demand (24v).
- System fan must be operating while humidifying either through continuous operation with an air flow proving device (air pressure switch), or by interlocking the system fan motor with the steam generator heating element (120 or 230v coil).

Combo Systems

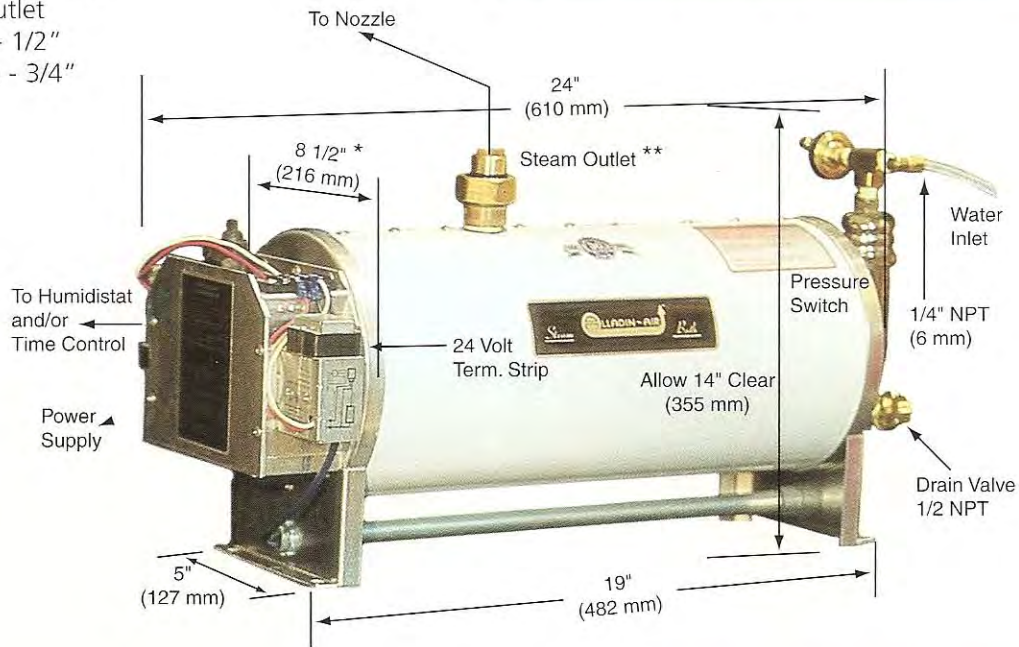
- In addition to a,b,c above a diverting valve and steam room timer switch (24v), are added.
- Standard mode is on humidification but steam is diverted to steam room on demand of the time switch located near the steam room.
- Imbalanced loads of humidification versus steam bath requirements are accomplished with dual circuited units (consult manufacturer or agent).

Auto Flush Systems

- These are available to reduce scale build-up especially on the larger units.

Humidifier Model HFL

* Overall width
6 to 10 Kw. - 10 1/2"
**Steam Outlet
1 to 5 Kw. - 1/2"
6 to 10 Kw. - 3/4"



Steam Generator Dimensions

Standard Features

- All Stainless inner Shell
- Low Voltage Controls
- Temperature High Limit
- Feed Water Pressure Switch
- Manual Drain
- Di-electric Union

Options

- Injection Nozzle
- Remote Humidistat
- Auto Flush System
- Fill Line Strainer
- Pressure Reducer
- Diverting Valve

Guarantee

The manufacturer guarantees this product to be free from defects in parts and work-manship for one year, F.O.B. factory, exclusive of descaling requirements. The manufacturer or his agent, offers this service at a nominal cost, which is considered to be an operating cost.

Distributor:

